



ONLINE APPLICATION SUBMISSION PROCEDURE

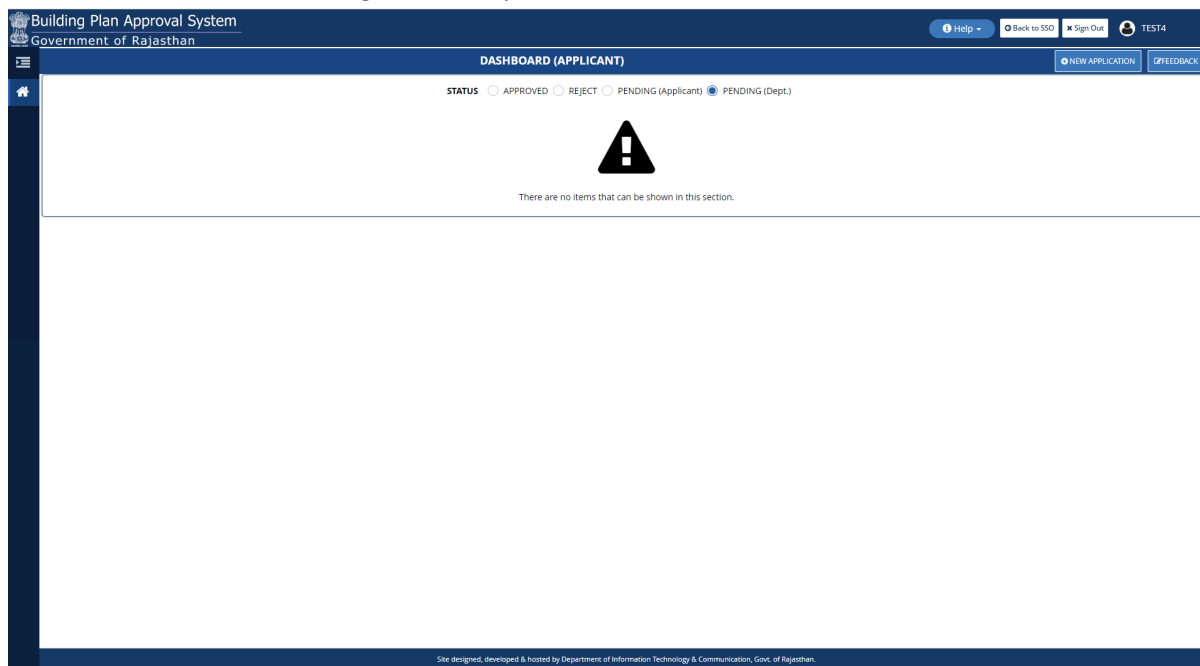
SENDING E-INTIMATION FOR PLINTH LEVEL CONSTRUCTION COMPLETION (PLCC) (POST E-INTIMATION OF COMMENCEMENT OF CONSTRUCTION)

1. Applicant sign-in (login) to RajSSO (<https://sso.rajasthan.gov.in>) portal using his/ her SSOID as shown in figure below.

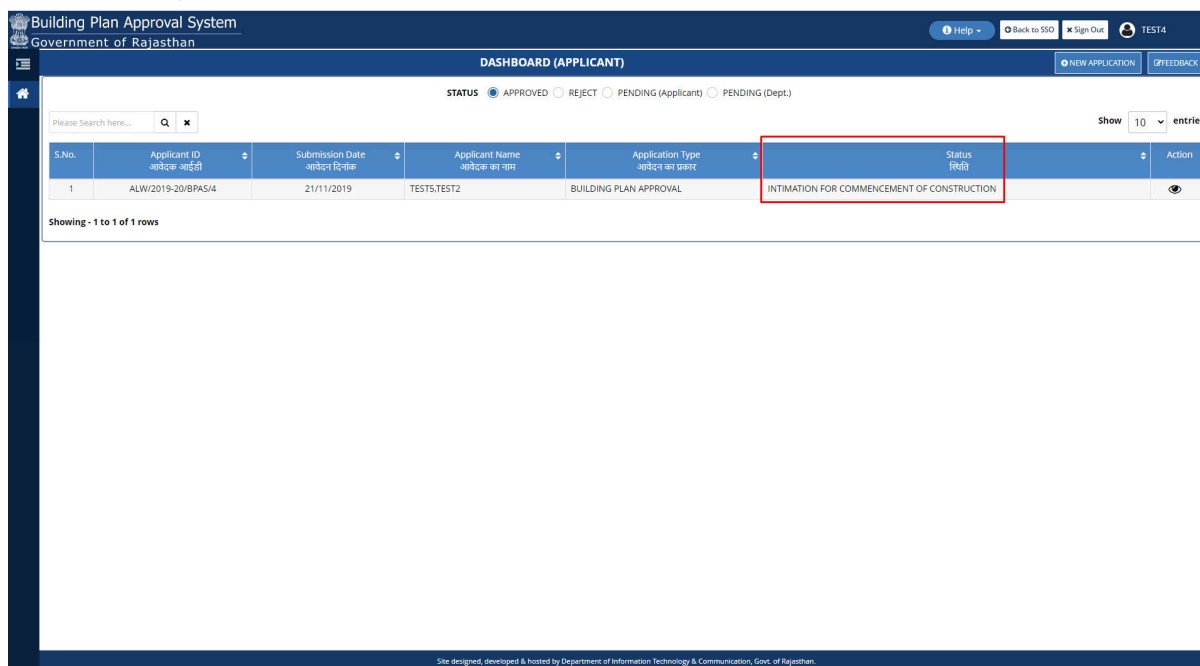
2. After successful sign-in (login), applicant selects “BUILDING PLAN APPROVAL (LSG)” or “BUILDING PLAN APPROVAL (UDH)” from the available list of applications as shown in figure below.



3. Applicant will see the following interface i.e. DASHBOARD where all the applications submitted by him/ her would be listed along with their present status.



4. Applicant clicks on “APPROVED” status button as highlighted in the figure below to view the application(s) whose e-Intimation for Commencement of Construction was sent by him/ her earlier to UDH/ LSG.





5. Applicant clicks on the VIEW button (eye symbol) as highlighted in the figure below to view the application.

Building Plan Approval System (UDH)
Government of Rajasthan

DASHBOARD (APPLICANT)

STATUS: ☒ APPROVED ☐ REJECT ☐ PENDING (Applicant) ☐ PENDING (Dept.)

Please Search here...

Show 10 entries

S.No.	Applicant ID अर्जकर्ता आईडी	Submission Date अर्ज करने का तारीख	Applicant Name अर्जकर्ता का नाम	Application Type अर्ज करने का प्रकार	Status स्थिति	Action
1	ALW/2019-20/BPAS/4	21/11/2019	TEST5.TEST2	BUILDING PLAN APPROVAL	INTIMATION FOR COMMENCEMENT OF CONSTRUCTION	

Showing - 1 to 1 of 1 rows

Site designed, developed & hosted by Department of Information Technology & Communication, Govt. of Rajasthan

6. Applicant scrolls down to the end of the application form and will see a section for sending “e-Intimation for PLCC” as highlighted in the figure below. Applicant enters the PLCC START DATE, PLCC END DATE and upload PICTURES (multiple allowed) in support of his e-Intimation for PLCC and then clicks on the “SEND E-INTIMATION (PLCC)” button as highlighted in the figure below to send the e-Intimation.

Building Plan Approval System (UDH)
Government of Rajasthan

APPLICATION FOR BUILDING PLAN APPROVAL/ भवन योजना स्वीकृति के लिए आवेदन

Accounts/ Legal/ DA Officer Action

S.No.	Budget Head Name	Budget Head Code	Amount
1	SCRUTINY FEES	103	2000.00
2	TAXES	106	3000.00
			Total (Rs.) 5000

Other NOC's

AAI (Airport Authority of India)

Certificate Details

Building Pan Approval Certificate Building Pan Approval Certificate

e-Intimation for Commencement of Construction

☒ I/ We do hereby declare that by sending this e-Intimation for Commencement of Construction, I/ We assure of compliance of the applicable rules and bye-laws and that the construction will be strictly done in accordance to the approved building plan. Also, I/ we will timely send e-Intimation for Plinth Level Construction Completion (PLCC) as prescribed in applicable rules and bye-laws.

e-Intimation of Plinth Level Construction Completion (PLCC)

Construction Start Date * Construction End Date *

A14 Upload Picture (File Type: jpeg, jpg, png) * No file chosen

Site designed, developed & hosted by Department of Information Technology & Communication, Govt. of Rajasthan



7. Applicant is presented with a confirmation window as highlighted in the figure below wherein he/she is prompted to confirm the request submission.

Building Plan Approval System (UDH)
Government of Rajasthan

Help Back to SSD Sign Out TEST4

ACCOUNTS/ Legal/ DA Officer Action

S.No.	Budget Head Name	Budget Head Code	Amount
1	SCRUTINY FEES	103	2000.00
2	TAXES	106	3000.00
			Total (Rs.) 5000

Other NOC's

AAI (Airport Authority of India) *

Certificate Details

Building Pan Approval Certificate DOWNLOAD

e-Intimation for Commencement of Construction

☒ I/ We do hereby declare that by sending this e-Intimation for Commencement of Construction, I/ We assure of compliance of the applicable rules and bye-laws and that the construction will be strictly done in accordance to the approved building plan. Also, I/ we will timely send e-Intimation for Plinth Level Construction Completion (PLCC) as prescribed in applicable rules and bye-laws.

e-Intimation of Plinth Level Construction Completion (PLCC)

Construction Start Date * 24/10/2020 Construction End Date * 24/10/2020

A14 Upload Picture (File Type: .jpeg, .jpg, .png) * Choose Files Off_Air.jpg

Send e-Intimation (PLCC) Close

Site designed, developed & hosted by Department of Information Technology & Communication, Govt. of Rajasthan

8. Applicant clicks on the YES button as highlighted in the figure below to send the e-Intimation.

Building Plan Approval System (UDH)
Government of Rajasthan

Help Back to SSD Sign Out TEST4

ACCOUNTS/ Legal/ DA Officer Action

S.No.	Budget Head Name	Budget Head Code	Amount
1	SCRUTINY FEES	103	2000.00
2	TAXES	106	3000.00
			Total (Rs.) 5000

Other NOC's

AAI (Airport Authority of India) *

Certificate Details

Building Pan Approval Certificate DOWNLOAD

e-Intimation for Commencement of Construction

☒ I/ We do hereby declare that by sending this e-Intimation for Commencement of Construction, I/ We assure of compliance of the applicable rules and bye-laws and that the construction will be strictly done in accordance to the approved building plan. Also, I/ we will timely send e-Intimation for Plinth Level Construction Completion (PLCC) as prescribed in applicable rules and bye-laws.

e-Intimation of Plinth Level Construction Completion (PLCC)

Construction Start Date * 24/10/2020 Construction End Date * 24/10/2020

A14 Upload Picture (File Type: .jpeg, .jpg, .png) * Choose Files Off_Air.jpg

Send e-Intimation (PLCC) Close

Site designed, developed & hosted by Department of Information Technology & Communication, Govt. of Rajasthan



UDH/LSG DEPARTMENT eSERVICES

9. Applicant is immediately acknowledged the receipt of his/ her “e-Intimation for PLCC” as highlighted in the figure below. Also, an Email/ SMS acknowledgement is sent to the applicant by system.

Note: - System also notifies the applicant about site inspection by respective department officer.

Building Plan Approval System (UDH)
Government of Rajasthan

APPLICATION FOR BUILDING PLAN APPROVAL/ भवन योजना स्वीकृति के लिए आवेदन

1. Applicant/ Firm Details/ आवेदक का विवरण

Application ID/ आवेदक आईडी: ALW/2019-20/BPAS/4 Application Date/Time / आवेदन तिथि/समय: 21/11/2019

Current Status/ वर्तमान स्थिति: INTIMATION FOR COMMENCEMENT OF CONSTRUCTION-UDH
UIT ALWAR

S.No.	Applicant Name	Father/ Husband Name	Address	Mobile No.	Email ID
1	TESTS रैस्तर	TEST रैस्तर	TEST रैस्तर	9123456789	A@B.COM
2	TEST2 रैस्तर	TEST2 रैस्तर	TEST2 रैस्तर	9123456789	A@C.COM

State (राज्य): RAJASTHAN City (शहर): JAIPUR PIN Code (पिन कोड): 302005

Information/ सूचना
e-intimation for Plinth Level Construction Completion(PLCC) against your building plan proposal no. ALW/2019-20/BPAS/4 approved on 17/10/2020 and e-Intimation for Commencement of Construction dated 17/10/2020 has been submitted successfully and is now due for site inspection.

2. Audit Trail

S.No.	Change Date	Status	Remark	Document
1	08/09/2020 12:43	PENDING WITH ATP	DFBDFB	
2	15/09/2020 12:07	PENDING WITH APPLICANT FOR AAI/ NMA/ FIRE/ LABOUR	PROVIDE NOC. NOC required from following: NOC FROM AIRPORT AUTHORITY OF INDIA (AAI)	
3	15/09/2020 12:12	PENDING WITH NOC DEPARTMENT	NOC FOR AAI HAS BEEN SUBMITTED	
4	17/10/2020 11:57	INTIMATION FOR COMMENCEMENT OF CONSTRUCTION	INTIMATION FOR COMMENCEMENT OF CONSTRUCTION	
5	17/10/2020 12:44	INTIMATION FOR COMMENCEMENT OF CONSTRUCTION	INTIMATION FOR COMMENCEMENT OF CONSTRUCTION	
6	17/10/2020 13:06	INTIMATION FOR COMMENCEMENT OF CONSTRUCTION	INTIMATION FOR COMMENCEMENT OF CONSTRUCTION	

3. Proposal and Site Details (As per Lease Deed)/ प्रस्तावित साइट का विवरण

UIT: UIT ALWAR Purpose / उपयोग (यदि विवेक अनुसार): RESIDENTIAL

Application Type/ आवेदन के प्रकार: RULING PLAN APPROVAL Is Cm lana Awas Yojana Application?: N/A

10. Application status is now updated as “PENDING WITH <DEPT-OFFICER>” by the system as highlighted in the figure below.

Building Plan Approval System (UDH)
Government of Rajasthan

DASHBOARD (APPLICANT)

STATUS: ☐ APPROVED ☐ REJECT ☐ PENDING (Applicant) ☒ PENDING (Dept.)

Please Search here...

Show 10 entries

S.No.	Applicant ID आवेदक आईडी	Submission Date आवेदन दिनांक	Applicant Name आवेदक का नाम	Application Type आवेदन का प्रकार	Status स्थिति	Action
1	ALW/2019-20/BPAS/2	21/10/2019	RAVI TIWARI.DV.DVDFV	e-INTIMATION OF PLINTH LEVEL COMPLETION	PENDING WITH SECRETARY	

Showing - 1 to 1 of 1 rows

Site designed, developed & hosted by Department of Information Technology & Communication, Govt. of Rajasthan.

THANK YOU



ONLINE APPLICATION DISPOSAL PROCEDURE

E-INTIMATION FOR PLINTH LEVEL CONSTRUCTION COMPLETION (PLCC) (POST E-INTIMATION OF COMMENCEMENT OF CONSTRUCTION)

1. Dept. Officer (preferably SECRETARY/ ZONE-DC) sign-in (login) to RajSSO (<https://sso.rajasthan.gov.in>) portal using his/ her SSOID as shown in figure below.

Rajasthan Single Sign On v9.6
One Digital Identity for all Applications

G2G APPS
184

G2C/ G2B APPS
138

IDENTITIES
16443393

Login | **Registration**

Digital Identity (SSOID/ Username)
Password
3 5 9 5 6 5 Enter Captcha
Login

[I Forgot my Digital Identity \(SSOID\). Click Here](#)
[I Forgot my Password. Click Here](#)

Application for 'ANUPRATI SCHEME' of MINORITY Department can now be submitted online and at EMITRA KIOSKS
Application for 'WIDOW/ DIVORCEE (B.
Site designed, developed & hosted by Department of Information Technology & Communication, Government Of Rajasthan
Helpdesk Details | Website Policies | Password Policy | FAQ | Sitemap
1 2 8, 1 0 5, 9 4 1

2. After successful sign-in (login), SECRETARY/ ZONE-DC selects “BUILDING PLAN APPROVAL (LSG)” or “BUILDING PLAN APPROVAL (UDH)” from the available list of applications as shown in figure below.

RAJASTHAN SINGLE SIGN ON v9.7
GOVERNMENT OF RAJASTHAN

Govt. Apps (G2G) | Citizen Apps (G2C)

Recent Apps

REVENUE DEPT. SERVICES | INDIRA RASOI | HOME DEPT. SERVICES | **BUILDING PLAN APPROVAL (LSG)** | **BUILDING PLAN APPROVAL (UDH)** | IMSUPY | CLEAR RECENT APPS

Active Apps | Bill Payments | Development Apps

HELPDESK

Site designed, developed & hosted by Department of Information Technology & Communication, Govt. of Rajasthan | Website Policy | Website Sitemap | Release Notes (Last Release Date: 15-10-2020)



UDH/ LSG DEPARTMENT eSERVICES

3. SECRETARY/ ZONE-DC will see the following interface i.e. DASHBOARD where all the applications pending for his/ her disposal in this stage would be listed.

Building Plan Approval System (UDH)
Government of Rajasthan

Help Back to SSO Sign Out TEST3

DASHBOARD OIC-UIT ALWAR

STATUS ☐ ALL ☐ APPROVED ☐ REJECT ☐ PENDING (Applicant) ☒ PENDING (Dept.)

Please Search here... Q X

Show 10 entries

S.No.	Application ID	Submission Date/Time	Applicant Name	Application Type	Status	View
1	ALW/2019-20/BPAS/2 (UIT ALWAR)	21/10/2019	RAVI TIWARI,DVDVDFV	e-INTIMATION OF PLINTH LEVEL CONSTRUCTION COMPLETION (UDH)	PENDING WITH SECRETARY (20/10/2020)	

Showing - 1 to 1 of 1 rows

Site designed, developed & hosted by Department of Information Technology & Communication, Govt. of Rajasthan.

4. SECRETARY/ ZONE-DC clicks on the VIEW button (eye symbol) as highlighted in the figure below to access the application sent by the applicant as e-Intimation for PLCC.

Building Plan Approval System (UDH)
Government of Rajasthan

Help Back to SSO Sign Out TEST3

DASHBOARD OIC-UIT ALWAR

STATUS ☐ ALL ☐ APPROVED ☐ REJECT ☐ PENDING (Applicant) ☒ PENDING (Dept.)

Please Search here... Q X

Show 10 entries

S.No.	Application ID	Submission Date/Time	Applicant Name	Application Type	Status	View
1	ALW/2019-20/BPAS/2 (UIT ALWAR)	21/10/2019	RAVI TIWARI,DVDVDFV	e-INTIMATION OF PLINTH LEVEL CONSTRUCTION COMPLETION (UDH)	PENDING WITH SECRETARY (20/10/2020)	

Showing - 1 to 1 of 1 rows

Site designed, developed & hosted by Department of Information Technology & Communication, Govt. of Rajasthan.



5. SECRETARY/ ZONE-DC scrolls down to the end of the application form and will see a section for sending “e-Intimation for PLCC” as highlighted in the figure below.

The screenshot shows the 'Building Plan Approval System (UDH)' interface for the Government of Rajasthan. The main header is 'APPLICATION FOR BUILDING PLAN APPROVAL/ भवन योजना स्वीकृति के लिए आवेदन'. Below this, there are fields for 'Building Pan Approval Date' (20/10/2020) and 'Building Pan Approval Certificate' with a 'DOWNLOAD' link. A 'BPAC Document' section with a 'View 1' link is also present. The 'e-Intimation for Commencement of Construction' section contains a declaration checkbox. The 'e-Intimation of Plinth Level Construction Completion (PLCC)' section is highlighted with a red box and includes fields for 'PLCC Start Date' (27/10/2020) and 'PLCC End Date' (31/10/2020). Below these are two rows: 'A14' with 'Uploaded Picture' (and a 'View' link) and 'PLCC Inspection Report' (with an eye icon). A 'JEN' dropdown menu is set to 'TEST USER 2 (TEST2 [NON-SCHEME AREA])', and a 'Remarks' text area is empty. At the bottom of the highlighted section are buttons for 'Object (PLCC)', 'Send to JEN (PLCC)', and 'Close'. The footer states 'Site designed, developed & hosted by Department of Information Technology & Communication, Govt. of Rajasthan.'

6. SECRETARY/ ZONE-DC reviews the e-Intimation details including PLCC START DATE, END DATE and actual SITE PHOTOGRAPH(s) uploaded by the applicant as highlighted in the figure below.

This screenshot is identical to the one above, showing the 'e-Intimation of Plinth Level Construction Completion (PLCC)' section. In this view, the 'PLCC Start Date' (27/10/2020) and 'PLCC End Date' (31/10/2020) fields are highlighted with red boxes. Additionally, the 'View' link next to the 'Uploaded Picture' field is also highlighted with a red box. The rest of the interface, including the declaration, JEN dropdown, and bottom buttons, remains the same.



7. SECRETARY/ ZONE-DC, after reviewing the e-Intimation details and if finding them correct and suitable for site-inspection, selects a JEN from the list of officers mapped in the system, enters REMARKS for him/ her and finally clicks on “SEND TO JEN (PLCC)” button as highlighted in the figure below to forward the application to him/ her for site-inspection followed by inspection report. Also, the applicant is notified by SMS/ Email of this event/ progress.

Note: - At this stage, SECRETARY/ ZONE-DC shall wait for the online submission of the PLCC INSPECTION REPORT by respective JEN.

Building Plan Approval System (UDH)
Government of Rajasthan

APPLICATION FOR BUILDING PLAN APPROVAL/ भवन योजना स्वीकृति के लिए आवेदन

Building Pan Approval Date: 20/10/2020 Building Pan Approval Certificate: DOWNLOAD

BPAC Document
View 1

e-Intimation for Commencement of Construction

☒ I/ We do hereby declare that by sending this e-Intimation for Commencement of Construction, I/ We assure of compliance of the applicable rules and bye-laws and that the construction will be strictly done in accordance to the approved building plan. Also, I/ we will timely send e-Intimation for Plinth Level Construction Completion (PLCC) as prescribed in applicable rules and bye-laws.

e-Intimation of Plinth Level Construction Completion (PLCC)

PLCC Start Date *: 27/10/2020 PLCC End Date *: 31/10/2020

A14	Uploaded Picture *	View
	PLCC Inspection Report	View

JEN *: TEST USER 2 (TEST2 [NON-SCHEME AREA])
Select JEN
TEST USER 2 (TEST2 [NON-SCHEME AREA])

Remarks *: Remaining Characters: 250/250

Object (PLCC) Send to JEN (PLCC) Close

Site designed, developed & hosted by Department of Information Technology & Communication, Govt. of Rajasthan.

8. Upon clicking the “SEND TO JEN (PLCC)” button, SECRETARY/ ZONE-DC is presented with a confirmation message as highlighted in the figure below. SECRETARY/ ZONE-DC clicks YES button to forward the application to selected JEN for site-inspection and submission of inspection report.

Building Plan Approval System (UDH)
Government of Rajasthan

APPLICATION FOR BUILDING PLAN APPROVAL/ भवन योजना स्वीकृति के लिए आवेदन

Building Pan Approval Date: 20/10/2020 Building Pan Approval Certificate: DOWNLOAD

BPAC Document
View 1

e-Intimation for Commencement of Construction

☒ I/ We do hereby declare that by sending this e-Intimation for Commencement of Construction, I/ We assure of compliance of the applicable rules and bye-laws and that the construction will be strictly done in accordance to the approved building plan. Also, I/ we will timely send e-Intimation for Plinth Level Construction Completion (PLCC) as prescribed in applicable rules and bye-laws.

e-Intimation of Plinth Level Construction Completion (PLCC)

PLCC Start Date *: 27/10/2020

A14	Uploaded Picture *	View
	PLCC Inspection Report	View

JEN *: TEST USER 2 (TEST2 [NON-SCHEME AREA])

Remarks *: PLS DO THE SITE INSPECTION AND REPORT
Remaining Characters: 213/250

Object (PLCC) Send to JEN (PLCC) Close

Site designed, developed & hosted by Department of Information Technology & Communication, Govt. of Rajasthan.



9. SECRETARY/ ZONE-DC is presented with a confirmation message as highlighted in the figure below and application status is updated as “PENDING WITH JEN”. Also, the applicant is notified by SMS/ Email of this event/ progress.

Building Plan Approval System (UDH)
Government of Rajasthan

Help Back to SSO Sign Out TEST3

APPLICATION FOR BUILDING PLAN APPROVAL/ भवन योजना स्वीकृति के लिए आवेदन

1. Applicant/ Firm Details/ आवेदक का विवरण

Audit Trail

Application ID/ आवेदक आईडी ALW/2019-20/BPAS/2 Application Date/Time / आवेदन तिथि/समय 21/10/2019
Current Status/ वर्तमान स्थिति PENDING WITH SECRETARY-UDH UIT ALWAR Applicant Category/ आवेदक श्रेणी JOINT

S.No.	Applicant Name	Father/ Husband Name	Address	Mobile No.	Email ID
1	RAVI TIWARI	TEST	TEST ADDRESS	8285065262	3D.GIS@RAJASTHAN.GOV.IN
2	DVDVDFV	DDDD	DBD DB	8285065262	3D.GIS@RAJASTHAN.GOV.IN

State (राज्य) JAIPUR
City (शहर) WARD NO- 10
PIN Code (पिन कोड)

2. Proposal and Site Details (As per L)

UIT
Application Type/ आवेदन के प्रकार
Is your proposal under 250 sqm of area, G+1 structure excluding basement, height upto 8 meters? NO
Property ID/ संपत्ति आईडी NA Risk Category/ जोखिम की श्रेणी LOW RISK BUILDING
Proposal for Green Building/ प्रस्ताव ग्रीन बिल्डिंग को शिकायत PLATINUM Is Scheme Area? YES
Category/ श्रेणी INDEPENDENT HOUSE Purpose of Land use (As per Lease Deed)/ भूमि उपयोग का प्रयोजन RESIDENTIAL
District/ जिला ALWAR Tehsil/ तहसील ALWAR
Revenue Village/ राजस्व ग्राम ALWAR CITY Khasra No./ खसरा नम्बर TEST KHASRA
Plot No./ भूखण्ड संख्या TEST-1 Scheme Name/योजना का नाम TEST SCHEME
Area of site as per Lease Deed/ सौज डीड के अनुसार साइट का क्षेत्रफल (Sq. Mts.) 320 Application and Scrutiny Fees/ आवेदन शुल्क Rs.3100
Corner Plot (कॉर्नर प्लॉट) NO Front road width as per site plan (in meters)/ साइट योजना के मुताबिक फ्रंट सड़कों 15

Information/ सूचना
e-Intimation for PLCC against your building plan proposal no. ALW/2019-20/BPAS/2 has been forwarded to JEN for site inspection.
Close

Site designed, developed & hosted by Department of Information Technology & Communication, Govt. of Rajasthan.

10. SECRETARY/ ZONE-DC, if required, can verify the application status as highlighted in the figure below.

Building Plan Approval System (UDH)
Government of Rajasthan

Help Back to SSO Sign Out TEST3

DASHBOARD OIC-UIT ALWAR

STATUS ☐ ALL ☐ APPROVED ☐ REJECT ☐ PENDING (Applicant) ☒ PENDING (Dept.)

Please Search here... Q X

Show 10 entries

S.No.	Application ID	Submission Date/ Time	Applicant Name	Application Type	Status	View
1	ALW/2019-20/BPAS/2 (UIT ALWAR)	21/10/2019	RAVI TIWARI,DVDVDFV	e-INTIMATION OF PLINTH LEVEL CONSTRUCTION COMPLETION (UDH)	PENDING WITH JEN (21/10/2020)	

Showing - 1 to 1 of 1 rows

Site designed, developed & hosted by Department of Information Technology & Communication, Govt. of Rajasthan.



UDH/LSG DEPARTMENT eSERVICES

11. Once the application is forwarded to JEN, he/ she also log-in to BPAS system as shown in steps 1 to 3 of this document to access the forwarded application pending for his/ her inspection.

Building Plan Approval System (UDH)
Government of Rajasthan

DASHBOARD UIT ALWAR (JEN)

STATUS ☐ APPROVED ☐ REJECTED ☐ PENDING (Applicant) ☐ PENDING (Dept.) ☒ PENDING WITH ME

Please Search here...

Show 10 entries

S.No.	Applicant ID आवेदक आईडी	Submission Date आवेदन दिनांक	Applicant Name आवेदक का नाम	Application Type आवेदन का प्रकार	Status स्थिति	Action
1	ALW/2019-20/BPAS/2	21/10/2019	RAVI TIWARI.DVDVDFV	e-INTIMATION OF PLINTH LEVEL CONSTRUCTION COMPLETION	PENDING WITH JEN (21/10/2020)	

Showing - 1 to 1 of 1 rows

Site designed, developed & hosted by Department of Information Technology & Communication, Govt. of Rajasthan.

12. JEN clicks on the VIEW button (eye symbol) as highlighted in the figure below to access the application and to review the details. He/ she then conducts on-site inspection to verify the e-Intimation of PLCC request submitted by the applicant.

Building Plan Approval System (UDH)
Government of Rajasthan

DASHBOARD UIT ALWAR (JEN)

STATUS ☐ APPROVED ☐ REJECTED ☐ PENDING (Applicant) ☐ PENDING (Dept.) ☒ PENDING WITH ME

Please Search here...

Show 10 entries

S.No.	Applicant ID आवेदक आईडी	Submission Date आवेदन दिनांक	Applicant Name आवेदक का नाम	Application Type आवेदन का प्रकार	Status स्थिति	Action
1	ALW/2019-20/BPAS/2	21/10/2019	RAVI TIWARI.DVDVDFV	e-INTIMATION OF PLINTH LEVEL CONSTRUCTION COMPLETION	PENDING WITH JEN (21/10/2020)	

Showing - 1 to 1 of 1 rows

Site designed, developed & hosted by Department of Information Technology & Communication, Govt. of Rajasthan.



13. After concluding the site-inspection, JEN comes back to the system and clicks the “SUBMIT INSPECTION REPORT (PLCC)” button as highlighted in the figure below to submit the INSPECTION REPORT.

Building Plan Approval System (UDH)
Government of Rajasthan

APPLICATION FOR BUILDING PLAN APPROVAL/ भवन योजना स्वीकृति के लिए आवेदन

Building Pan Approval Date: 21/10/2020 Building Pan Approval Certificate: DOWNLOAD

BPAC Document
View 1

e-Intimation for Commencement of Construction

☒ I/ We do hereby declare that by sending this e-Intimation for Commencement of Construction, I/ We assure of compliance of the applicable rules and bye-laws and that the construction will be strictly done in accordance to the approved building plan. Also, I/ we will timely send e-Intimation for Plinth Level Construction Completion (PLCC) as prescribed in applicable rules and bye-laws.

e-Intimation of Plinth Level Construction Completion (PLCC)

PLCC Start Date: 27/10/2020 PLCC End Date: 31/10/2020

A14	Uploaded Picture *	View
	PLCC Inspection Report	

JEN *: TEST USER 2 (TEST2 [NON-SCHEME AREA])

Remarks *:

Remaining Characters: 250/250

Submit Report (PLCC) Close

Site designed, developed & hosted by Department of Information Technology & Communication, Govt. of Rajasthan.

14. Clicking the “SUBMIT INSPECTION REPORT (PLCC)” button will present to JEN a online INSPECTION REPORT form as highlighted in the figure below. JEN fills the form and clicks the SUBMIT button as highlighted in the figure below.

Building Plan Approval System (UDH)
Government of Rajasthan

PLCC INSPECTION REPORT

Inspection Date:

Size of Plot (Dimensions): Remark (Max. Character- 250):

Ground Coverage: Height of Plinth:

Setbacks

Front	Side 1
<input type="text"/>	<input type="text"/>
Side 2	Rear
<input type="text"/>	<input type="text"/>

Basement (If Approved)

Ramp (Slope)	Staircase
<input type="text"/>	<input type="text"/>
Front	Side 1
<input type="text"/>	<input type="text"/>
Side 2	Rear
<input type="text"/>	<input type="text"/>

Stilt Floor (If approved)

Ramp (Slope)	Staircase
<input type="text"/>	<input type="text"/>

Any other observation (Max. Character- 250):

Submit Close



15. JEN is presented with a confirmation message as highlighted in the figure below wherein JEN clicks YES to submit the report back to SECRETARY/ ZONE-DC.

The screenshot shows the 'Building Plan Approval System (UDH)' interface for the Government of Rajasthan. A red box highlights an 'Alert' dialog box with the text 'Are you sure? You want to submit.' and 'Yes' and 'No' buttons. The background shows the 'e-Intimation for Commencement of Construction' form, which includes a declaration, a table for 'PLCC Start Date' and 'PLCC End Date', and a table for 'Action Details'.

S.No.	Change Date	Status	Change By (SSOID)	Remark	Document
1	17/10/2020 11:57	INTIMATION FOR COMMENCEMENT OF CONSTRUCTION	TEST4 (TEST USER 4)	INTIMATION FOR COMMENCEMENT OF CONSTRUCTION	
2	17/10/2020 12:44	INTIMATION FOR COMMENCEMENT OF CONSTRUCTION	TEST4 (TEST USER 4)	INTIMATION FOR COMMENCEMENT OF CONSTRUCTION	
3	17/10/2020 13:06	INTIMATION FOR COMMENCEMENT OF CONSTRUCTION	TEST4 (TEST USER 4)	INTIMATION FOR COMMENCEMENT OF CONSTRUCTION	
4	17/10/2020 13:36	PENDING WITH ATP	TEST4 (TEST USER 4)	E-INTIMATION OF PLINTH LEVEL CONSTRUCTION COMPLETION HAS BEEN SUBMITTED SUCCESSFULLY.	
5	17/10/2020 16:34	PENDING WITH JEN	TEST2 (TEST USER 2)	PLS DO SITE INSPECTION AND SUBMIT REPORT	

16. System displays a confirmation message to JEN as highlighted in the figure below and the application is returned back to SECRETARY/ ZONE-DC for further review and disposal. Also, the applicant is notified by SMS/ Email of this event/ progress.

The screenshot shows the 'Building Plan Approval System (UDH)' interface for the Government of Rajasthan. A red box highlights an 'Information/ सूचना' dialog box with the text 'Site-inspection report is submitted by JEN for e-Intimation for PLCC against building plan proposal no. ALW/2019-20/BPAS/2.' and a 'Close' button. The background shows the 'APPLICATION FOR BUILDING PLAN APPROVAL/ भवन योजना स्वीकृति के लिए आवेदन' form, which includes a table for '1. Applicant/ Firm Details/ आवेदक का विवरण' and a table for '2. Proposal and Site Details (As per Le)'.

S.No.	Applicant Name	Father/ Husband Name	Address	Mobile No.	Email ID
1	RAVI TIWARI	TEST	TEST ADDRESS	8285065262	3D.GIS@RAJASTHAN.GOV.IN
2	DVDVDFV	DDDD	DBD DB	8285065262	3D.GIS@RAJASTHAN.GOV.IN

Property ID/ संपत्ति आईडी	Proposal for Green Building/ प्रस्ताव ग्रीन बिल्डिंग को शिकायत	Risk Category/ जोखिम की श्रेणी	Purpose of Land use (As per Lease Deed)/ भूमि उपयोग का प्रयोजन
NA	PLATINUM	LOW RISK BUILDING	RESIDENTIAL
INDEPENDENT HOUSE		YES	



UDH/LSG DEPARTMENT eSERVICES

17. The application status is now updated as “PENDING WITH SECRETARY/ DC (POST-VERIFICATION BY JEN)” as highlighted in the figure below.

Building Plan Approval System (UDH)
Government of Rajasthan

Help Back to SSO Sign Out TEST2

DASHBOARD UIT ALWAR (JEN)

STATUS ☐ APPROVED ☐ REJECTED ☐ PENDING (Applicant) ☒ PENDING (Dept.) ☐ PENDING WITH ME

Please Search here... Q X Show 10 entries

S.No.	Applicant ID आवेदक आईडी	Submission Date आवेदन दिनांक	Applicant Name आवेदक का नाम	Application Type आवेदन का प्रकार	Status स्थिति	Action
1	ALW/2019-20/BPAS/2	21/10/2019	RAVI TIWARI,DVDVDFV	e-INTIMATION OF PLINTH LEVEL CONSTRUCTION COMPLETION	PENDING WITH SECRETARY (POST-VERIFICATION BY JEN) (21/10/2020)	

Showing - 1 to 1 of 1 rows

Site designed, developed & hosted by Department of Information Technology & Communication, Govt. of Rajasthan.

18. SECRETARY/ ZONE-DC log-in back to the system to access the INSPECTION REPORT submitted by JEN as highlighted in the figure below.

Building Plan Approval System (UDH)
Government of Rajasthan

Help Back to SSO Sign Out TEST3

APPLICATION FOR BUILDING PLAN APPROVAL/ भवन योजना स्वीकृति के लिए आवेदन

Total (Rs.) 6000

Certificate Details

Building Pan Approval Date 21/10/2020 Building Pan Approval Certificate [Download](#)

BPAC Document [View 1](#)

e-Intimation for Commencement of Construction

☒ I/ We do hereby declare that by sending this e-Intimation for Commencement of Construction, I/ We assure of compliance of the applicable rules and bye-laws and that the construction will be strictly done in accordance to the approved building plan. Also, I/ we will timely send e-Intimation for Plinth Level Construction Completion (PLCC) as prescribed in applicable rules and bye-laws.

e-Intimation of Plinth Level Construction Completion (PLCC)

PLCC Start Date * 27/10/2020 PLCC End Date * 31/10/2020

A14 Uploaded Picture * [View](#)

PLCC Inspection Report

Object (PLCC) Issue Certificate (PLCC) Close

Site designed, developed & hosted by Department of Information Technology & Communication, Govt. of Rajasthan.



19. After reviewing the INSPECTION REPORT submitted by JEN, assuming that all is OK and as per approved building plan, SECRETARY/ ZONE-DC clicks on the “ISSUE CERTIFICATE (PLCC)” button as highlighted in the figure below to issue the PLCC Certificate/ Letter to the applicant.

The screenshot shows the 'Building Plan Approval System (UDH)' interface for the Government of Rajasthan. The main heading is 'APPLICATION FOR BUILDING PLAN APPROVAL/ भवन योजना स्वीकृति के लिए आवेदन'. Below this, there is a 'Certificate Details' section with a table showing 'Building Pan Approval Date' as 21/10/2020 and 'Building Pan Approval Certificate' with a 'DOWNLOAD' link. The 'e-Intimation for Commencement of Construction' section has a checked checkbox for 'I/ We do hereby declare that by sending this e-Intimation for Commencement of Construction, I/ We assure of compliance of the applicable rules and bye-laws and that the construction will be strictly done in accordance to the approved building plan. Also, I/ we will timely send e-Intimation for Plinth Level Construction Completion (PLCC) as prescribed in applicable rules and bye-laws.' The 'e-Intimation of Plinth Level Construction Completion (PLCC)' section shows 'PLCC Start Date' as 27/10/2020 and 'PLCC End Date' as 31/10/2020. Below this, there is a table with columns 'A14', 'Uploaded Picture', and 'View'. The 'Issue Certificate (PLCC)' button is highlighted with a red box.


20. Clicking the “ISSUE CERTIFICATE (PLCC)” button re-directs the SECRETARY/ ZONE-DC to the AADHAAR VERIFICATION page as highlighted in the figure below wherein SECRETARY/ ZONE-DC selects the first checkbox to give his/ her consent for AADHAAR VERIFICATION (OTP) and then clicks on “SEND OTP” button as highlighted in the figure below to receive the OTP on his/ her mobile number registered with AADHAAR. Subsequently, he/ she enters the received OTP in the next window and then clicks on the “VERIFY OTP” button.

The screenshot shows the 'Building Plan Approval System (UDH)' interface for the Government of Rajasthan. The main heading is 'APPLICATION FOR BUILDING PLAN APPROVAL/ भवन योजना स्वीकृति के लिए आवेदन'. Below this, there is a 'e-Intimation of Plinth Level Construction Completion (PLCC)' section. The 'PLCC Start Date' is 24/10/2020 and 'PLCC End Date' is 31/10/2020. Below this, there is a table with columns 'A14', 'Uploaded Picture', and 'View'. The 'Action Details' section shows 'JEN' as 'TEST USER 2 (TEST2 (NON-SCHEME AREA))'. The 'Inspection Report' section shows a table with columns 'S.No.', 'Change Date', 'Status', and 'Document'. The 'SEND OTP' button is highlighted with a red box.



21. After successful AADHAAR authentication, system generates digitally signed (eSign) CERTIFICATE/ LETTER in prescribed format as shown in the figure below and sends it to the applicant in real-time using Email and same is also attached with his/ her application. The applicant is also notified by SMS/ Email of this event/ progress i.e. issuance of the CERTIFICATE/ LETTER by SECRETARY/ ZONE-DC.

GOVERNMENT OF RAJASTHAN
UIT KOTA




Application No. KOT/2019-20/BPAS/749

Date 15-10-2020

Plinth Level Inspection Certificate

Mr./ Mrs. **MOHAMMED RIYAZ SHEKH** ,name of Firm **M/S OWAISH CONSTRUCTION COMPANY PVT. LTD.** resident of **9, SHAKTI VIHAR, BORKHEDA, KOTA**

It is certified that construction of building up to plinth level at plot no. **51** schemename **PUKHRAJ ENCLAVE** is found as per the approved building plan of the project.



Signature valid
Digitally Signed by DUMMY USER
Designation: ATP
Date: 2020.10.15/16:14:41 IST
Reason: Approved
Location: JAIPUR

Note: It is a digitally signed certificate and does not require a physical signature.

THANK YOU